

Over the Garden Wall



White Rock and District Garden Club, Mar.2022

<https://www.white-rock-garden-club.ca/>

President - Darlene Chamberlain Secretary-Pat Catton
Treasurer- Tim Roark Editor_ Melanie Rantucci

Inside This Issue: President's Message, Plant of the Month, Upcoming Speaker and Tour, Plant Sale Info., Historian Thank you, Master Gardener Tip, Website Info., Next Meeting, Lesson 4

Message from the President

I enjoyed taking part in my first Zoom meeting on my own for our Executive meeting. I am learning alot already in this role! This year is the 75th Anniversary of our club. We will be thinking of ways to celebrate this unusual accomplishment.

My thoughts are turning to the garden again this month. I was happy to purchase 5 beautiful, healthy pots of raspberry canes from Terry which I shared with my family.

I look forward to my first in-person meeting as President in March. Hope to see you there!

Darlene Chamberlain, President

Winners

There were 2 plants offered in the membership draw at the February meeting and they were won by Debbie Baxter and Ivar Basara., both new members.



Plant of the Month

Let me introduce you to *Peperomia verticillata*, also known as "red log". It is one of the most vibrant plants in the *Peperomia* family, with it's bi-colour leaves, which are deep green on the upper side and a deep crimson on the underside. This double colour foliage makes it an interesting houseplant choice. This plant is indecisive in other respects, too (must be female- can't make up its mind) because *Peperomia* plants are mostly evergreen, but they are a little bit succulent, too.

There is so much variation in the *Peperomia* genus that you could grow quite a decent number of them with little or no similarity between them. (I'm sure you have heard- that doesn't look like any *Peperomia* I've ever seen!) *Peperomia* "Red Log" is an ideal houseplant because of it's relatively small and manageable size. They are pretty when hung in baskets, on balconies or in fancy containers. It is native to tropical and subtropical regions such as Cuba, Haiti, Dominican Republic and in particular Bolivia.it is often selected as a choice for terrarium plantings. Here are the plant's requirements:

Soil- thrives in soil that is organic, fertile and well draining. The ideal potting mix would be equal parts peat moss and perlite. Course sand is also a good option. Standard soil mix is too heavy and holds too much water on top. The perfect pH range is 6.0-6.6(slightly acidic).

Light- a sunny well lit position is ideal- but not direct sun. An east or west facing window sill would work.

Watering- water with caution! This plant is part succulent. Over-watering will cause issues with rotting stalks and wilting. It is best to use rain water and only when the top 1-2" of soil has dried out. (approximately every 10 days) depending on the conditions of your house.

Temperature- 18-26°C

Keep " Red Log" away from drafts of air from A/C or heaters as extreme temperature fluctuations lead to immense damage. This plant does not like high humidity.

Fertilizer- good quality water soluble fertilizer containing nitrogen, phosphorus and potassium in a 1:1:1 ratio, apply a small amount every

other week during spring and summer, starting March and ending October. Then allow a period of rest.



Propagation- the most effective way to propagate this plant is using 2-3" stem cuttings in either soil or water to root them before potting up new cuttings.

Iris Peacosh

Plant Sale

Right now it's looking good for an indoor plant sale, Saturday, May 7th but still waiting for confirmation. If you can think of any donations for our draw Linda Bradley will have cover letters for you at the March meeting. We will also have a volunteer sign-up sheet at the meeting. If you are in need of pots any size please contact Terry (terryhaight@shaw.ca 604-340-9977)

Terry Haight, Plant Sale Director

Garden Tours Planned

We have two tours planned for this spring and summer. The first is a tour of the Glades Woodland Garden, 457-172 St. on May 18 for a 2 hour tour. They only allow 24 people for this tour. The second is a tour of Darts Hill garden at 1633 170th St, on June 22, 2022 at 1 o'clock, also for a limited number of 25. The charge for these

tours will be compliments of our club. There will be a sign up sheet at the March meeting, and after that date you can contact Terry to sign up if there is still room.

Terry Haight, Plant Sale Director

March Speaker-Christine Allen

Christine Allen is our speaker for our March 8th meeting. Her talk is titled **“The Chosen Few”** where we will learn about her garden and the plants in it.

Christine is a Life Member of the Master Gardeners' Association of BC, a long-time volunteer at VanDusen Botanical Garden, and a past member of the Great Plant Picks Program, run by the Elisabeth C. Miller Garden in Seattle. She has taught in the Vancouver Master Gardener program, and is a popular speaker at garden clubs and other organizations.

Christine was president of Vancouver Rose Society in 1996-8 and of South Surrey Garden Club in 2005-6.

Currently she is a member of Grandview Garden Club in Vancouver. She has written many articles for gardening publications in Canada and the U.S. and is the author of several books, including *Gardens of Vancouver* and *Roses for the Pacific Northwest*. Her most recent book is *A Year at Killara Farm*, a memoir of her garden on the Langley farm where she lived from 1992 to 2006. She now lives in Vancouver and will be showing pictures and discussing her current garden.

Terry Haight, Program Committee Lead

Historian Mary Joe...

Thank you♥ Thank you♥

Mary Joe has retired as a WRDGC Historian. She took on the job in 2012.

She kept this post for 8 years! Mary has been diligent, thoughtful, responsible and has documented the different happenings in our club with passion.

Thank you, Mary, for your contributions. It will not be easy to follow in your foot step! Keep enjoying your garden and thanks again for keeping our history preserved.

Margrit Elmiger-Isert & Yvonne Pont, Historians and The Executive

WRDGC 75th Anniversary

This year is the 75th year that our club has been in existence. If anyone has photos, newspaper clippings, etc., particularly from before 1966, please let Margrit or Yvonne know.

Margrit Elmiger-Isert, Yvonne Pont



Techie Tips -Passwords

1. The best password manager for less techie people is pencil + paper or a Password Book that sits on a book-shelf or slips inside a cookbook.
2. Avoid password reuse; this means every account gets its own unique password. A unique password is:

a) Never reused. Once you use a password, you can never use it for another account.

b) Decently long. Ideally, you want your passwords to be 10 characters or longer, a combination of upper and lowercase letters, numbers, punctuation, and special symbols.

e.g.: **SWir39*%Lj@2.** Note: do not use < or > in your password, as both can cause problems in Web browsers.

c) Nothing that relates to you.

This means you don't use a child or pet's name or your own name in your password.

3. Make up a list of strong passwords and as you use each one, cross it off the list. Keep the list in your Password Book.
4. Check it out on line. Type in 'passwords' and see all the great advice.

Mary Openshaw, Website Committee

Website Committee

Lesson 4 -Floral Show

See the lesson **at the end of this newsletter.** It explains how to find out what you need to know to enter a floral show, show schedules and forms to use in the shows.

Gardening Question Table

We will be adding a new element to our monthly meetings, starting in March. We will have a Gardening Question Table set up for the half hour prior to the meeting and during the break. The table will be manned by Melanie Rantucci and a visiting Master Gardener. If time is available during the meeting, the Master Gardeners will also present a current topic or the answer to one of the questions a

member posed at the table. So bring your questions. It is helpful if you bring a leaf samples or bugs (in a sealed bag) if your questions involve diseases or pests.

Melanie Rantucci, Master Gardener

Master Gardener Tip - Time to Enjoy Hellebores

The Lenten rose (*Helleborus orientalis*) are in bloom now and available at nurseries. They come in a variety of interesting colors from white to pinks, maroon, lilac, and deep purple with glossy, evergreen leaves. Though they are commonly called a "rose," they are not in the rose family but are related to buttercups (the *Ranunculus* family). Plant them in shade or partial shade. Another bonus, hellebores are resistant to deer and voles!

Melanie Rantucci, Master Gardener

New Name for Plants Plus

The idea to change the name of Plants Plus has been put forth. Some suggestions are:

New to You

RRR-Re-use, Re-think, Re-gift

Garden Goodies

Gardeners Gifts Again

Garden Good Stuff,

Stuff Matters

Do you have any ideas? Let Joyce know, at the next meeting.

Joyce O'Brien, Publicity

Juicy Bits



Renewing Our Meeting Agenda

The Executive are working on making our club meetings more interesting by reducing the amount of business and adding some educational and fun segments. Melanie and Fran would welcome another member to join us to brainstorm and develop these ideas to bring to the membership for their approval. Please contact Melanie (mjrpharm@telus.net, 778-946-5076)

or Fran (fdep@shaw.ca 604-530-3833) to join us or share your ideas about this.

WRDGC Executive

Next Meeting - March 8, 2022

HOORAY!!! We will be meeting in-person in March. Vaccination Certificates and masks are required. See you at Cranley Hall, 2141 Cranley Dr., Surrey. Meeting starts with speaker at 2 p.m. Hall opens at 1:30

WRDGC Executive

Marketplace

-Tool Sharpening

Garden pruners & shears; kitchen knives & scissors sharpening in Ocean Park. Most items \$10 with 24 hour turn around. BeSharp Sharpening, 13708 20th Ave Surrey
BeSharp@tuta.io or 604-245-6663

Chip Gho, Member

BESHARP

SHARPENING



CHIP
604.245.6663
bessharp@tuta.io

13708 20 Ave
Surrey, B.C.

Lesson 4 – Floral Art Website page

Continuing with our ongoing website lessons. This month's lesson shows where to find information needed to enter a Floral Show.

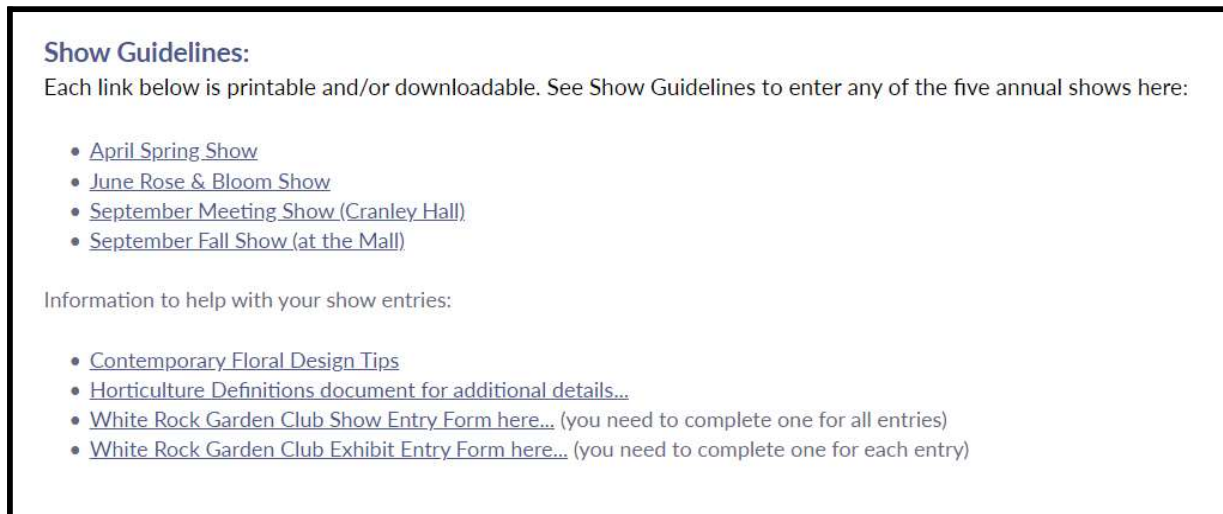
Getting ready for the April Spring Show! The information and forms are on the website? You can also find information on previous year's entries for Parlour Shows, Spring Floral Circle Shows, Fall Club Shows and Trophies. Show Schedules for the current year, Guidelines, Definitions & Entry Forms can be printed from the website.

Let's look at the forms needed to enter shows:

1. Click on the Floral Art tab and scroll down to see Floral Art Shows & Events include: Click on **Show Guidelines, Definitions & Entry Forms**:

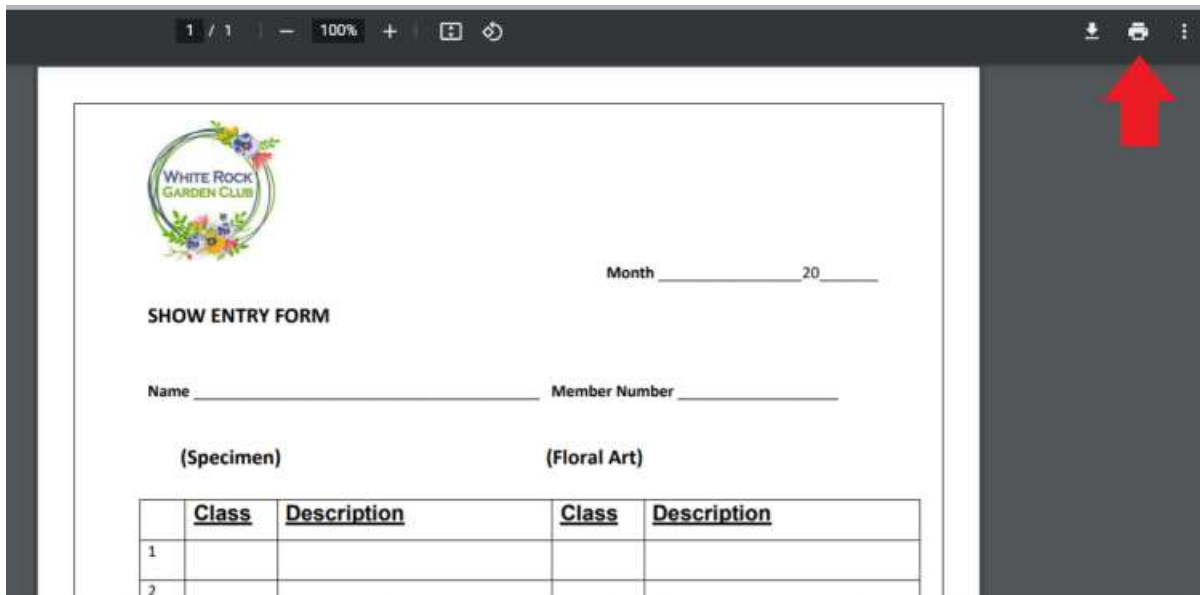


You will see this display:

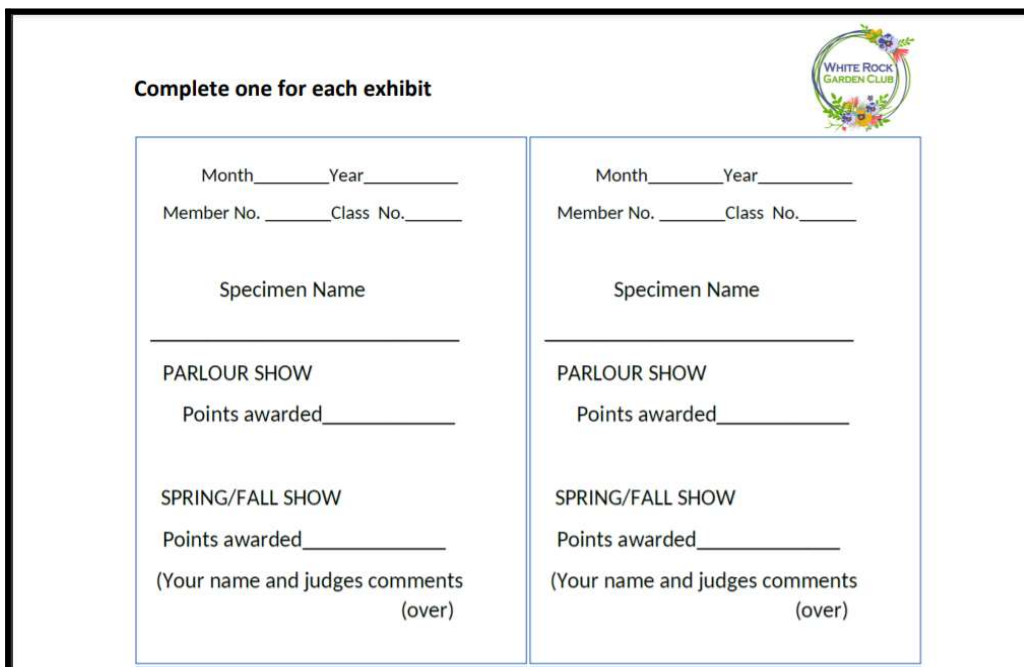


Each underlined statement is a link to the information. If you want to see the contemporary floral design tips or horticulture definitions click on those statements, if you want to see the Exhibit Entry forms click on that link, etc. Each hyperlink will open in a new tab in your browser.

- Open the “**White Rock garden Club Show Entry Form**”. From that display you will see a picture of a printer in the top right corner and by clicking on it you can print the form.



- Open the “**White Rock Garden Club Exhibit Entry Form**”. You will see one page with four entry forms. Once printed these forms can be cut apart for four entries.



4. Each show link April to November is the list of what can be entered for those specific shows.
5. Click on April Spring Show to see the Schedule. You should see this:

April Spring Show 2022	
	
POTTED INDOOR PLANTS	
CLASS	Description
1a	African Violets – one crown, single or double flowered
1b	African Violets – trailing
2	Gesneriads in bloom – pot not over 6” in diameter (not African Violets)
3	Any potted plant, not listed, in bloom, pot not over 8” in diameter
4	Foliage plant in 8” pot or smaller
5	Any one cactus or succulent – pot not over 8” in diameter
6	Collection of 5 or more cacti and/or succulents planted in container not over 10”
8	One succulent in an egg cup
CUT FLOWERS	
9	Anemones c.v.a. – 3 stems
10	English daisies c.v.a. – 5 stems
11	Pansies or Violas – 3 cuts or stems
12	Primroses, one flower on one stem c.v.a.- 5 stems
13	Polyanthas Primroses (multiple flowers on 1 stem) – 3 stems
14	Garden Violets c.v.a.- 5 stems
15	Any cut flower, not listed – 5 stems NOTE; NOT SHRUBS
16	Any cut flower 16” or more in height – 1 stem (measure from table to flower top.)
FLOWERING BULBS	
17a	Tulips c.v.a.- single, one vase – 5 blooms
17b	Tulips c.v.a. – double, one vase – 3 blooms
18	Tulips, multi headed -- 3 stems (more than 1 flower on each stem)
19	Tulip – parrot – 3 blooms
20	Any other tulip – 3 blooms
21	A vase of any variety of narcissi c.v.a. – 5 blooms
22	King Alfred Daffodil – 1 bloom

If you have questions on show entries they should be directed to **Donna Lawson** or **Margaret Maddocks**.

Questions on the website?

You can contact any member of the Website Committee for answers.

WRGC Website Committee

(Bev Sass, Melanie Rantucci, Margrit Elmiger-Isert, Marilyn Murphy, Eileen Davidson and Mary Openshaw)